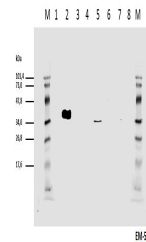


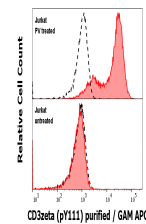
Product Datasheet

CD3 zeta (Phospho-Tyr111) antibody (orb222767)

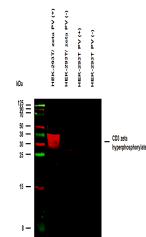
Description	Mouse monoclonal antibody to CD3 zeta (Phospho-Tyr111)
Reactivity	Human, Mouse
Conjugation	Unconjugated
Tested Applications	FC, WB
Immunogen	BP1 (pTyr111/123) - KLH
Target	CD3 zeta (pY111)
Preservatives	Phosphate buffered saline (PBS), pH 7.4, 15 mM sodium azide
Concentration	1 mg/ml
Storage	Store at 2-8°C. Do not freeze.
Note	For research use only
Application notes	Flow cytometry: Intracellular staining; recommended dilution: 2-6 µg/ml. Western blotting: Recommended dilution: 1 µg/ml; non-reducing conditions.
Isotype	Mouse IgG1
Clonality	Monoclonal
Purity	Purified by protein-A affinity chromatography.
Uniprot ID	P20963
Entrez	919
Dilution Range	Flow cytometry: Intracellular staining; recommended dilution: 2-6 µg/ml. Western blotting: Recommended dilution: 1 µg/ml; non-reducing conditions.
Expiration Date	12 months from date of receipt.



Western blotting analysis of cell lysate...



Anti-Hu CD3 zeta (pY111) purified antibo...



Anti-Hu CD3 zeta (pY111) Purified (clone...