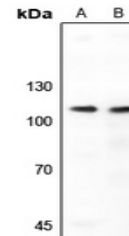


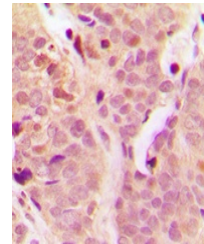
## Product Datasheet

### NFKB1 antibody (orb216170)

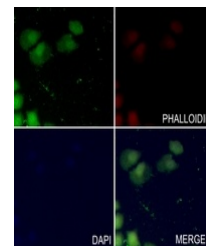
<b>Description</b>	Rabbit polyclonal antibody to NF-kappaB p105
<b>Species/Host</b>	Rabbit
<b>Reactivity</b>	Human
<b>Conjugation</b>	Unconjugated
<b>Tested Applications</b>	IF, IH, IP, WB
<b>Immunogen</b>	KLH-conjugated synthetic peptide encompassing a sequence within the C-term region of human NF-kappaB p105. The exact sequence is proprietary.
<b>Target</b>	NFKB1
<b>Preservatives</b>	Liquid in 0.42% Potassium phosphate, 0.87% Sodium chloride, pH 7.3, 30% glycerol, and 0.01% sodium azide.
<b>Form/Appearance</b>	Liquid in 0.42% Potassium phosphate, 0.87% Sodium chloride, pH 7.3, 30% glycerol, and 0.01% sodium azide.
<b>Storage</b>	Maintain refrigerated at 2-8°C for up to 2 weeks. For long term storage store at -20°C in small aliquots to prevent freeze-thaw cycles.
<b>Note</b>	For research use only
<b>Clonality</b>	Polyclonal
<b>Source</b>	Rabbit
<b>Uniprot ID</b>	<b>P19838</b>
<b>Entrez</b>	<b>4790</b>
<b>Dilution Range</b>	WB: 1:500-1:1000, IHC-P: 1:100-1-200, IP: 1:10-1:100
<b>Expiration Date</b>	12 months from date of receipt.



Western blot analysis of NF-kappaB p105 ...



Immunohistochemical analysis of NF-kappa...



Immunofluorescent analysis of NF-kappaB ...