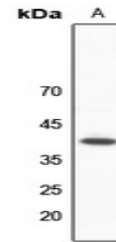


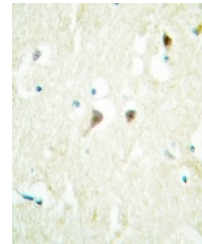
Product Datasheet

HNRNPC antibody (orb216129)

Description	Rabbit polyclonal antibody to hNRNP C
Species/Host	Rabbit
Reactivity	Human, Porcine, Primate, Rabbit
Conjugation	Unconjugated
Tested Applications	IF, IH, WB
Immunogen	KLH-conjugated synthetic peptide encompassing a sequence within the C-term region of human hNRNP C. The exact sequence is proprietary.
Target	HNRNPC
Preservatives	Liquid in 0.42% Potassium phosphate, 0.87% Sodium chloride, pH 7.3, 30% glycerol, and 0.01% sodium azide.
Form/Appearance	Liquid in 0.42% Potassium phosphate, 0.87% Sodium chloride, pH 7.3, 30% glycerol, and 0.01% sodium azide.
Storage	Maintain refrigerated at 2-8°C for up to 2 weeks. For long term storage store at -20°C in small aliquots to prevent freeze-thaw cycles.
Note	For research use only
Clonality	Polyclonal
Source	Rabbit
Uniprot ID	P07910
Entrez	3183
Dilution Range	WB: 1:500-1:1000, IF/ICC: 1:100-1:500
Expiration Date	12 months from date of receipt.

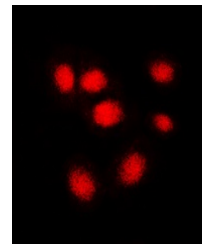


Western blot analysis of hNRNP C express...



Immunohistochemical analysis of hNRNP C

...



Immunofluorescent analysis of hNRNP C st...