
Product Datasheet

Hsp27/HSPB1 Antibody (orb215991)

Description

Hsp27/HSPB1 Antibody

Species/Host

Rabbit

Reactivity

Human

Conjugation

Unconjugated

Tested

FC, ICC, IF, IHC, IHC-Fr, WB

Applications
Immunogen

E.coli-derived human Hsp27 recombinant protein (Position: M1-K205). Human Hsp27 shares 83% amino acid (aa) sequence identity with mouse Hsp27.

Form/Appearance

Lyophilized

Concentration

Adding 0.2 ml of distilled water will yield a concentration of 500 µg/ml.

Storage

Store at -20°C for one year from date of receipt. After reconstitution, at 4°C for one month. It can also be aliquotted and stored frozen at -20°C for six months. Avoid repeated freeze-thaw cycles.

Note

For research use only

Application notes

WB: The detection limit for Hsp27 is approximately 0.25ng/lane under reducing conditions. Tested Species: In-house tested species with positive results. By Heat: Boiling the paraffin sections in 10mM citrate buffer, pH6.0, for 20mins is required for the staining of formalin/paraffin sections. Other applications have not been tested. Optimal dilutions should be determined by end users. . Add 0.2ml of distilled water will yield a concentration of 500ug/ml.

Isotype

Rabbit IgG

Clonality

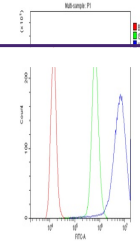
Polyclonal

MW

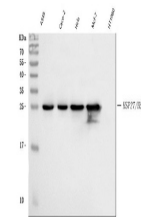
22783 MW

Uniprot ID
[P04792](#)
Expiration Date

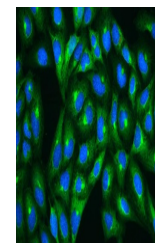
12 months from date of receipt.



Flow Cytometry analysis of A431 cells us...



WB analysis of HSP27 using anti-HSP27 an...



IF analysis of HSP27 using anti-HSP27 an...