
Product Datasheet

Glucocorticoid Receptor/NR3C1 Antibody (orb215986)

Description

Glucocorticoid Receptor/NR3C1 Antibody

Species/Host

Rabbit

Reactivity

Human

Conjugation

Unconjugated

Tested

FC, ICC, IF, IHC, WB

Applications
Immunogen

E.coli-derived human NR3C1 recombinant protein (Position: M1-D373). Human NR3C1 shares 85% and 82% amino acid (aa) sequences identity with mouse and rat NR3C1, respectively.

Form/Appearance

Lyophilized

Concentration

Adding 0.2 ml of distilled water will yield a concentration of 500 µg/ml.

Storage

Store at -20°C for one year from date of receipt. After reconstitution, at 4°C for one month. It can also be aliquotted and stored frozen at -20°C for six months. Avoid repeated freeze-thaw cycles.

Note

For research use only

Application notes

WB: The detection limit for NR3C1 is approximately 0.2ng/lane under reducing conditions. Tested Species: In-house tested species with positive results. By Heat: Boiling the paraffin sections in 10mM citrate buffer, pH6.0, for 20mins is required for the staining of formalin/paraffin sections. Other applications have not been tested. Optimal dilutions should be determined by end users. . Add 0.2ml of distilled water will yield a concentration of 500ug/ml.

Isotype

Rabbit IgG

Clonality

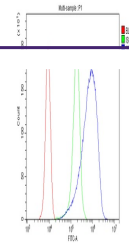
Polyclonal

MW

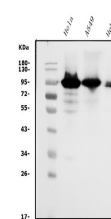
85659 MW

Uniprot ID
[P04150](#)
Expiration Date


12 months from date of receipt.



Flow Cytometry analysis of SiHa cells us...



WB analysis of NR3C1 using anti-NR3C1 an...



IF analysis of NR3C1 using anti-NR3C1 a...