
Product Datasheet

IKK beta/IKBKB Antibody (orb215975)

Description

IKK beta/IKBKB Antibody

Species/Host

Rabbit

Reactivity

Human

Conjugation

Unconjugated

Tested Applications

FC, ICC, IF, IHC, WB

Immunogen

E.coli-derived human IKK beta recombinant protein (Position: E398-S756). Human IKK beta shares 91% and 90% amino acid (aa) sequences identity with mouse and rat IKK beta, respectively.

Form/Appearance

Lyophilized

Concentration

Adding 0.2 ml of distilled water will yield a concentration of 500 µg/ml.

Storage

Store at -20°C for one year from date of receipt. After reconstitution, at 4°C for one month. It can also be aliquotted and stored frozen at -20°C for six months. Avoid repeated freeze-thaw cycles.

Note

For research use only

Application notes

WB: The detection limit for IKK beta is approximately 0.2ng/lane under reducing conditions. Tested Species: In-house tested species with positive results. By Heat: Boiling the paraffin sections in 10mM citrate buffer, pH6.0, for 20mins is required for the staining of formalin/paraffin sections. Other applications have not been tested. Optimal dilutions should be determined by end users. . Add 0.2ml of distilled water will yield a concentration of 500ug/ml.

Isotype

Rabbit IgG

Clonality

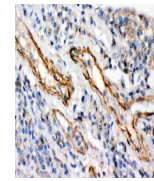
Polyclonal

MW

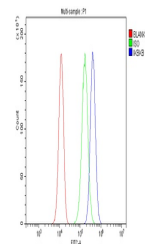
86564 MW

Uniprot ID
[O14920](https://www.uniprot.org/uniprot/O14920)
Expiration Date


12 months from date of receipt.



IHC(P)
analysis of
Human Lung
Cancer Tis...



Flow
Cytometry
analysis of
293T cells
us...



WB analysis
using Anti-
IKK beta
antibody...