


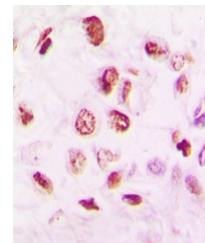
Product Datasheet

HDAC9 antibody (orb214926)

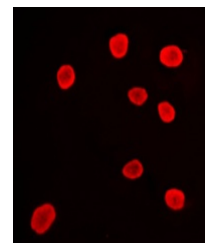
Description	Rabbit polyclonal antibody to HDAC9
Species/Host	Rabbit
Reactivity	Human, Mouse, Rat
Conjugation	Unconjugated
Tested Applications	IF, IH, WB
Immunogen	KLH-conjugated synthetic peptide encompassing a sequence within the C-term region of human Histone Deacetylase 9. The exact sequence is proprietary.
Target	HDAC9
Preservatives	Liquid in 0.42% Potassium phosphate, 0.87% Sodium chloride, pH 7.3, 30% glycerol, and 0.01% sodium azide.
Form/Appearance	Liquid in 0.42% Potassium phosphate, 0.87% Sodium chloride, pH 7.3, 30% glycerol, and 0.01% sodium azide.
Storage	Maintain refrigerated at 2-8°C for up to 2 weeks. For long term storage store at -20°C in small aliquots to prevent freeze-thaw cycles.
Note	For research use only
Clonality	Polyclonal
Source	Rabbit
Uniprot ID	Q9UKV0
Entrez	9734
Dilution Range	WB: 1-500-1-1000, IHC-P: 1-100-1-200, IF/ICC: 1-100-1-500
Expiration Date	12 months from date of receipt.



Western blot analysis of Histone Deacetylase 9.



Immunohistochemical analysis of Histone Deacetylase 9.



Immunofluorescent analysis of Histone Deacetylase 9.