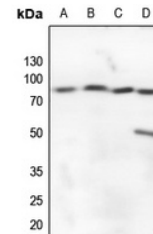


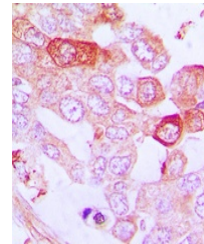
Product Datasheet

TNFAIP3 antibody (orb214682)

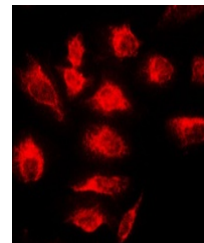
Description	Rabbit polyclonal antibody to TNFAIP3
Species/Host	Rabbit
Reactivity	Human, Mouse, Rat
Conjugation	Unconjugated
Tested Applications	IF, IH, WB
Immunogen	KLH-conjugated synthetic peptide encompassing a sequence within the center region of human A20. The exact sequence is proprietary.
Target	TNFAIP3
Preservatives	Liquid in 0.42% Potassium phosphate, 0.87% Sodium chloride, pH 7.3, 30% glycerol, and 0.01% sodium azide.
Form/Appearance	Liquid in 0.42% Potassium phosphate, 0.87% Sodium chloride, pH 7.3, 30% glycerol, and 0.01% sodium azide.
Storage	Shipped at 4°C. Upon delivery aliquot and store at -20°C for one year. Avoid freeze/thaw cycles.
Note	For research use only
Clonality	Polyclonal
Source	Rabbit
Uniprot ID	Q60769 , P21580
Entrez	7128 , 21929
Dilution Range	WB: 1-500-1-1000, IHC-P: 1-100-1-200, IF/ICC: 1-100-1-500
Expiration Date	12 months from date of receipt.



Western blot analysis of A20 expression ...



Immunohistochemical analysis of A20 stai...



Immunofluorescent analysis of A20 staini...