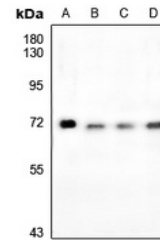


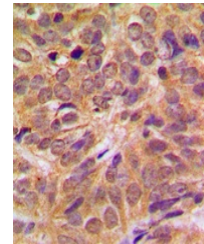
Product Datasheet

FOXO4 (phospho-S197) antibody (orb214250)

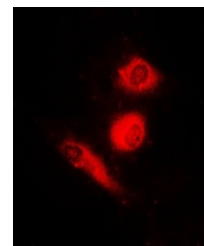
Description	Rabbit polyclonal antibody to FOXO4
Species/Host	Rabbit
Reactivity	Human, Mouse, Porcine, Primate, Rat
Conjugation	Unconjugated
Tested Applications	IF, IH, WB
Immunogen	KLH-conjugated synthetic phosphopeptide corresponding to residues surrounding S197 of human FOXO4 protein. The exact sequence is proprietary.
Target	FOXO4
Preservatives	Liquid in 0.42% Potassium phosphate, 0.87% Sodium chloride, pH 7.3, 30% glycerol, and 0.01% sodium azide.
Form/Appearance	Liquid in 0.42% Potassium phosphate, 0.87% Sodium chloride, pH 7.3, 30% glycerol, and 0.01% sodium azide.
Storage	Maintain refrigerated at 2-8°C for up to 2 weeks. For long term storage store at -20°C in small aliquots to prevent freeze-thaw cycles.
Note	For research use only
Clonality	Polyclonal
Source	Rabbit
Uniprot ID	P98177, Q9WVH3
Entrez	54601, 4303
Dilution Range	WB: 1-500-1-1000, IHC-P: 1-100-1-200, IF/ICC: 1-100-1-500
Expiration Date	12 months from date of receipt.



Western blot analysis of FOXO4 (Phospho-S197) in four lanes (A, B, C, D).



Immunohistochemical analysis of FOXO4 (Phospho-S197) in tissue sections.



Immunofluorescent analysis of FOXO4 (Phospho-S197) in cells.