
Product Datasheet

Beta Lactoglobulin antibody (orb21203)

Description

Precipitating polyclonal rabbit antiserum to

the do...

Species/Host

Rabbit

Conjugation

Unconjugated

Preservatives

Delipidated, heat inactivated, lyophilized, stable whole antiserum No preservative added. Total protein and IgG concentrations in the antiserum are comparable to those in pooled rabbit serum. No foreign proteins added.

Form/Appearance

Delipidated, heat inactivated, lyophilized, stable whole antiserum No preservative added. Total protein and IgG concentrations in the antiserum are comparable to those in pooled rabbit serum. No foreign proteins added.

Storage

Maintain refrigerated at 2-8°C for up to 2 weeks. For long term storage store at -20°C in small aliquots to prevent freeze-thaw cycles.

Note

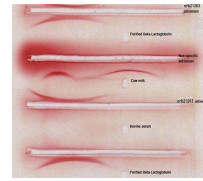
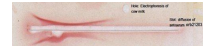
For research use only

Clonality

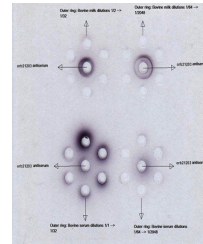
Polyclonal

Source

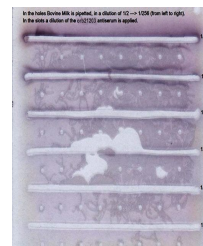
Beta-lactoglobulin is the dominant protein in bovine milk, synthesized in mammary gland tissue. It is a glycoprotein present mainly as a dimer at intermediate concentrations near the isoelectric point. The molecular weight of the monomeric subunit is near 17,000. It is very sensitive to denaturation. Any treatment of native milk and also prolonged storage in the deepfreeze will lead first to polymerization (octamers and higher polymers) aggregation and finally to denaturation. Three genetic variants A, B and C have been identified. They differ very little in the amino acid constellation and their behavior under pH and temperature various conditions. No immunological differences was found between the variants. Beta-lactoglobulin can be purified in crystallized form. Allergic reactions of infants to bovine milk proteins are well known. The actual process by which such reactions develop and their impact on the infant's health have not been unambiguously established. Circulating antibodies to beta-lactoglobulin have been demonstrated in sera of some infants. Freund's complete adjuvant is used in the first step of the immunization procedure.



Immunoelectrophoresis shows beta Lactogl...



Ouchterlony immunodiffusion showing beta...



Immunoprecipitation of Beta Lactoglobuli...