



Product Datasheet

PMAIP1 antibody (orb20244)


Description	Goat polyclonal antibody to PMAIP1
Species/Host	Goat
Reactivity	Human
Conjugation	Unconjugated
Tested Applications	ELISA, WB
Target	NOXA
Preservatives	Supplied at 0.5 mg/ml in Tris saline, 0.02% sodium azide, pH 7.3 with 0.5% bovine serum albumin. Aliquot and store at -20°C. Minimize freezing and thawing.
Storage	Aliquot and store at -20°C. Minimize freezing and thawing.
Note	For research use only
Application notes	ELISA: Peptide ELISA: antibody detection limit dilution 1:16000.WB: Approx 16kDa band observed in Human Brain (Cerebellum) lysates (calculated MW of 6.03kDa according to NP_066950.1). The observed molecular weight corresponds to earlier findings with different antibodies from other commercial sources. Recommended concentration: 0.03-0.1 µg/ml.
Protein Sequence	TQLRRFGDKLNFRQK
Clonality	Polyclonal
MW	6.03
Entrez	5366
Dilution Range	ELISA: 1:16000, WB: 0.03-0.1 µg/ml
Expiration Date	12 months from date of receipt.



orb20244
(0.3µg/ml)
staining of
Human B...



orb20244
(0.5µg/ml)
staining of
LNCaP c...



orb20244
(0.03ug/ml)
staining of
Human C...