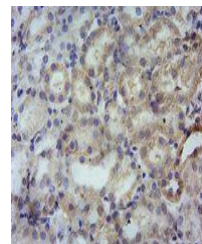


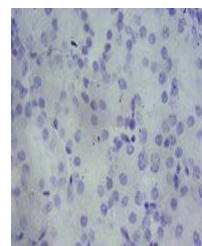
Product Datasheet

Tspo antibody (orb20166)

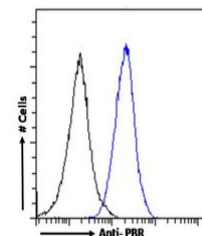
Description	Goat polyclonal antibody to Tspo
Species/Host	Goat
Reactivity	Human, Mouse, Rat
Conjugation	Unconjugated
Tested Applications	ELISA, FC, IHC, WB
Target	PBR (mouse)
Preservatives	Supplied at 0.5 mg/ml in Tris saline, 0.02% sodium azide, pH 7.3 with 0.5% bovine serum albumin. Aliquot and store at -20°C. Minimize freezing and thawing.
Storage	Aliquot and store at -20°C. Minimize freezing and thawing.
Note	For research use only
Application notes	ELISA: Peptide ELISA: antibody detection limit dilution 1:8000.WB: Approx. 18kDa band observed in Mouse Spleen lysates (calculated MW of 18.8kDa according to NP_033905.3). Recommended concentration: 0.5-1 µg/ml.
Protein Sequence	RDNSGRRGG SRLPE
Clonality	Polyclonal
MW	18.8
Dilution Range	ELISA: 1:128000, WB: 0.01-0.03 µg/ml, IHC-P: 5-10 µg/ml, FACS: 10ug/ml
Expiration Date	12 months from date of receipt.



Immunohistochemical staining of Mouse Ki...



Immunohistochemical staining of Mouse Ki...



Flow cytometric analysis of paraformalde...