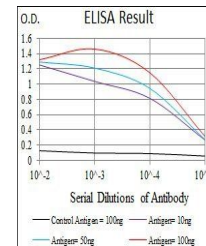


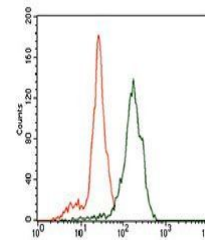
## Product Datasheet

### ID2 Antibody (orb197873)

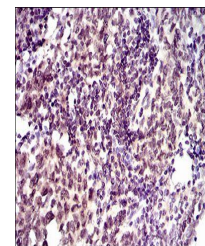
<b>Description</b>	Mouse monoclonal antibody to ID2
<b>Species/Host</b>	Mouse
<b>Reactivity</b>	Human
<b>Conjugation</b>	Unconjugated
<b>Tested Applications</b>	ELISA, FC, IHC
<b>Immunogen</b>	Purified recombinant fragment of human ID2 (AA: 1-134) expressed in E. Coli.
<b>Preservatives</b>	Ascitic fluid containing 0.03% sodium azide.
<b>Concentration</b>	1mg/ml
<b>Storage</b>	Maintain refrigerated at 2-8°C for up to 2 weeks. For long term storage store at -20°C in small aliquots to prevent freeze-thaw cycles.
<b>Note</b>	For research use only
<b>Isotype</b>	Mouse IgG1
<b>Clonality</b>	Monoclonal
<b>MW</b>	15kDa
<b>Entrez</b>	<b>3398</b>
<b>Dilution Range</b>	IHC: 1/200 - 1/1000; RCM: 1/200 - 1/400; ELISA: 1/10000
<b>Expiration Date</b>	12 months from date of receipt.



Line graph illustrates about the Ag-Ab r...



Flow cytometric analysis of SK-N-SH cell...



Immunohistochemical analysis of formalin...