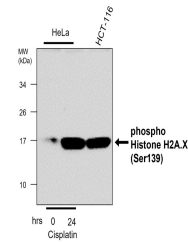


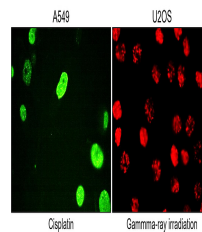
## Product Datasheet

# phospho Histone H2A.X (Ser139), monoclonal antibody (orb1973161)

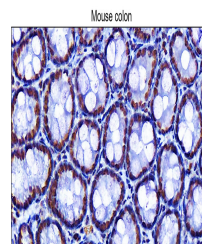
<b>Description</b>	phospho Histone H2A.X (Ser139), monoclonal antibody
<b>Species/Host</b>	Mouse
<b>Reactivity</b>	Human
<b>Conjugation</b>	Unconjugated
<b>Tested Applications</b>	IF, WB
<b>Target</b>	phospho Histone H2A.X (Ser139), monoclonal antibody
<b>Storage</b>	Long time storage is recommended at -20°C Phosphate buffered solution, pH 7.2, 20% Glycerol (pH7). 0.025% ProClin 300 was added as a preservative Gently mix before use. Optimal concentrations and conditions for each application should be determined by the user.
<b>Note</b>	For research use only
<b>Clonality</b>	Monoclonal
<b>Dilution Range</b>	Western Blot 1:500 – 1:1000 Immunofluorescence 1:100 – 1:200 Immunohistochemistry (Paraffin) 1:50 – 1:100
<b>Expiration Date</b>	12 months from date of receipt.



phospho Histone H2A.X (Ser139), monoclon...



Immunofluorescence of cell. phospho Hist...



Immunoperoxidase staining of formalin fi...