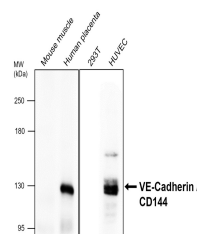


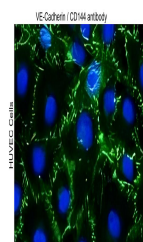
Product Datasheet

VE-cadherin/CDH5/CD144 Antibody (orb1973151)

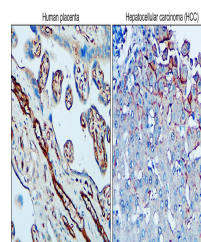
Description	VE-cadherin/CDH5/CD144 Antibody
Species/Host	Rabbit
Reactivity	Human
Conjugation	Unconjugated
Tested Applications	IF, WB
Immunogen	cadherin 5, type 2 (vascular endothelium)
Target	VE-cadherin / CDH5 / CD144
Storage	Long time storage is recommended at -20°C. 100mM Tris Glycine, 1% BSA, 30% Glycerol (pH7). 0.025% ProClin 300 was added as a preservative. Gently mix before use. Optimal concentrations and conditions for each application should be determined by the user.
Note	For research use only
Clonality	Polyclonal
Dilution Range	Western Blot 1:1000 Immunofluorescence 1:300 - 1:500 Immunohistochemistry (Paraffin) 1:100 - 1:200
Expiration Date	12 months from date of receipt.



This blot was produced using a 5% SDS-PA...



Cells were fixed with 4% paraformaldehyd...



Immunohistochemical analysis of paraffin...