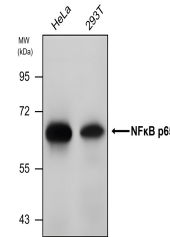


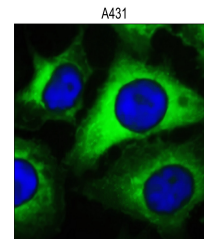
Product Datasheet

NF-κB p65 / RelA, monoclonal antibody (orb1973099)

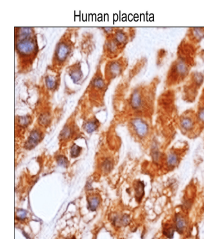
Description	NF-κB p65 / RelA, monoclonal antibody
Species/Host	Mouse
Reactivity	Human, Mouse, Rabbit
Conjugation	Unconjugated
Tested Applications	IF, IHC, WB
Target	NF-κB p65 / RelA, monoclonal antibody
Storage	Store at +4°C for short term storage. Long time storage is recommended at -20°C Phosphate buffered solution, pH 7.2, 20% Glycerol (pH7). 0.025% ProClin 300 was added as a preservative Gently mix before use. Optimal concentrations and conditions for each application should be determined by the user.
Note	For research use only
Clonality	Monoclonal
Dilution Range	Western Blot 1:500 - 1:1000 Immunofluorescence 1:100 - 1:200 Immunohistochemistry (Paraffin) 1:50 - 1:100
Expiration Date	12 months from date of receipt.



NF-κB p65,
monoclonal antibody
at 1/500 ...



Immunofluorescence
of cell. Sample:
A431...



Immunoperoxidase
staining of formalin fi...