

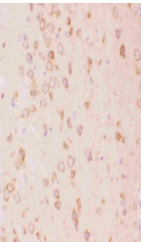

Product Datasheet

Tuberin/TSC2 Antibody (orb196291)

Description	Tuberin/TSC2 Antibody	97KD —
Species/Host	Rabbit	
Reactivity	Human, Mouse, Rat	WB analysis of Tuberin using anti-Tuber...
Conjugation	Unconjugated	
Tested Applications	IHC, WB	WB analysis of Tuberin using anti-Tuber...
Immunogen	E.coli-derived human Tuberin recombinant protein (Position: H1611-V1807). Human Tuberin shares 94% and 90% amino acid (aa) sequences identity with mouse and rat Tuberin, respectively.	
Form/Appearance	Lyophilized	IHC analysis of Tuberin using anti-Tuber...
Concentration	Adding 0.2 ml of distilled water will yield a concentration of 500 µg/ml.	
Storage	Store at -20°C for one year from date of receipt. After reconstitution, at 4°C for one month. It can also be aliquotted and stored frozen at -20°C for six months. Avoid repeated freeze-thaw cycles.	
Note	For research use only	
Application notes	WB: The detection limit for Tuberin is approximately 0.25ng/lane under reducing conditions. Tested Species: In-house tested species with positive results. By Heat: Boiling the paraffin sections in 10mM citrate buffer, pH6.0, for 20mins is required for the staining of formalin/paraffin sections. Other applications have not been tested. Optimal dilutions should be determined by end users. . Add 0.2ml of distilled water will yield a concentration of 500ug/ml.	
Isotype	Rabbit IgG	
Clonality	Polyclonal	
MW	200608 MW	
Uniprot ID	P49815	
Expiration Date	12 months from date of receipt.	