

Product Datasheet

Galectin 3/LGALS3 Antibody (orb196251)

Description

Galectin 3/LGALS3 Antibody

Species/Host

Rabbit

Reactivity

Human

Conjugation

Unconjugated

Tested

FC, ICC, IF, IHC, WB

Applications

Immunogen

E.coli-derived human Galectin 3 recombinant protein (Position: K139-I250). Human Galectin 3 shares 88% and 84% amino acid (aa) sequences identity with mouse and rat Galectin 3, respectively.

Form/Appearance

Lyophilized

Concentration

Adding 0.2 ml of distilled water will yield a concentration of 500 µg/ml.

Storage

Store at -20°C for one year from date of receipt. After reconstitution, at 4°C for one month. It can also be aliquotted and stored frozen at -20°C for six months. Avoid repeated freeze-thaw cycles.

Note

For research use only

Application notes

WB: The detection limit for Galectin 3 is approximately 0.25ng/lane under reducing conditions. Tested Species: In-house tested species with positive results. By Heat: Boiling the paraffin sections in 10mM citrate buffer, pH6.0, for 20mins is required for the staining of formalin/paraffin sections. Other applications have not been tested. Optimal dilutions should be determined by end users. . Add 0.2ml of distilled water will yield a concentration of 500ug/ml.

Isotype

Rabbit IgG

Clonality

Polyclonal

MW

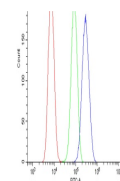
26152 MW

Uniprot ID

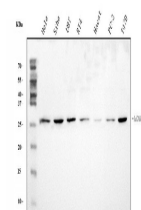
[P17931](#)

Expiration Date

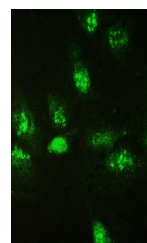
12 months from date of receipt.



Flow
Cytometry
analysis of
U2OS cells
us...



WB analysis
of Galectin-3
using anti-
Gal...



IF analysis of
Galectin-3
using anti-
Gal...