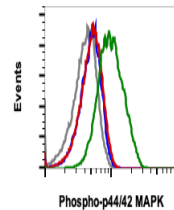


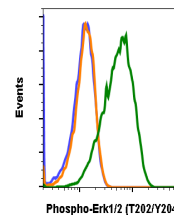
Product Datasheet

Phospho-p44/42 MAPK (Erk1/2) (Thr202/Tyr204) (A11) rabbit mAb Antibody (orb1946370)


Description	Phospho-p44/42 MAPK (Erk1/2) (Thr202/Tyr204) (A11) rabbit mAb Antibody
Reactivity	Human, Mouse
Conjugation	Unconjugated
Tested Applications	FC, WB
Immunogen	A synthetic phospho-peptide corresponding to residues surrounding Thr202/Tyr204 of human phospho Erk1/2.
Preservatives	1X PBS, 0.02% NaN ₃ , 50% Glycerol, 0.1% rAlbumin
Concentration	0.5 mg/ml
Storage	-20°C
Note	For research use only
Isotype	Rabbit IgGk
Clonality	Monoclonal
Uniprot ID	P28482 , P27361
Dilution Range	1µg/mL - 0.001µg/mL. It is recommended that the reagent be titrated for optimal performance for each application. See product image legends for additional information.
Expiration Date	12 months from date of receipt.



Flow cytometric analysis of Jurket cells ...



ERK12T202Y204-A11 recognizes basal phospho...



Western blot analysis of 293T cell extra...