
Product Datasheet

**Phospho-Akt1 (Ser473) (B9) rabbit mAb Antibody
(orb1946159)**

Description

Phospho-Akt1 (Ser473) (B9) rabbit mAb Antibody

Reactivity

Human, Mouse

Conjugation

Unconjugated

Tested Applications

FC, WB

Immunogen

A synthetic phospho-peptide corresponding to residues surrounding Ser473 of human phospho Akt1

Preservatives

 1X PBS, 0.02% Na₃N, 50% Glycerol, 0.1% rAlbumin

Concentration

0.5 mg/ml

Storage

-20°C

Note

For research use only

Isotype

Rabbit IgGk

Clonality

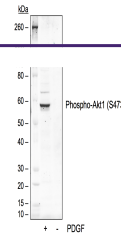
Monoclonal

Uniprot ID
P31749
Dilution Range

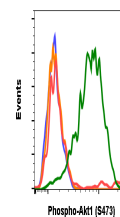
1µg/mL - 0.001µg/mL. It is recommended that the reagent be titrated for optimal performance for each application. See product image legends for additional information.

Expiration Date

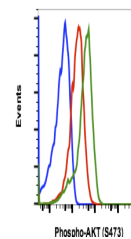
12 months from date of receipt.



Western blot analysis of NIH3T3 cell ext...



Flow cytometric analysis of C2C12 cells ...



Flow cytometric analysis of Jurkat cells...