

---

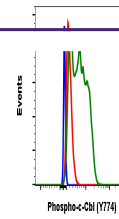
## Product Datasheet

**Phospho-c-Cbl (Tyr774) (R4C5) rabbit mAb  
Antibody (orb1946069)**

**Description**

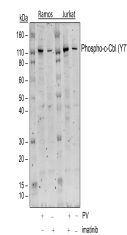
Phospho-c-Cbl (Tyr774) (R4C5) rabbit mAb

<b>Reactivity</b>	Human, Mouse
<b>Conjugation</b>	Unconjugated
<b>Tested Applications</b>	FC, WB
<b>Immunogen</b>	A synthetic phospho-peptide corresponding to residues surrounding Tyr774 of human phospho c-Cbl
<b>Preservatives</b>	1X PBS, 0.02% NaN3, 50% Glycerol, 0.1% rAlbumin
<b>Concentration</b>	0.5 mg/ml
<b>Storage</b>	-20°C
<b>Note</b>	For research use only
<b>Isotype</b>	Rabbit IgGk
<b>Clonality</b>	Monoclonal
<b>Uniprot ID</b>	<b>P22681</b>
<b>Dilution Range</b>	1µg/mL - 0.001µg/mL. It is recommended that the reagent be titrated for optimal performance for each application. See product image legends for additional information.
<b>Expiration Date</b>	12 months from date of receipt.

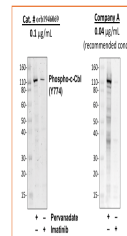


Flow cytometric analysis of Daudi cells

...



Western blot analysis of extracts from R...



Western blot analysis of Jurkat cell ext...