
Product Datasheet

**Phospho-NFkB p65 (Ser529) (H3) rabbit mAb
Antibody (orb1946039)**

Description

Phospho-NFkB p65 (Ser529) (H3) rabbit mAb

Reactivity

Human, Mouse

Conjugation

Unconjugated

Tested Applications

FC

Immunogen

A synthetic phospho-peptide corresponding to residues surrounding Ser529 of human phospho-NFkB p65

Preservatives

1X PBS, 0.02% NaN3, 50% Glycerol, 0.1% rAlbumin

Concentration

0.5 mg/ml

Storage

-20°C

Note

For research use only

Isotype

Rabbit IgGk

Clonality

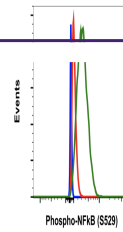
Monoclonal

Uniprot ID
[Q04206](#)
Dilution Range

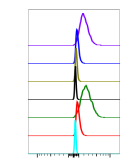
1µg/mL - 0.001µg/mL. It is recommended that the reagent be titrated for optimal performance for each application. See product image legends for additional information.

Expiration Date

12 months from date of receipt.

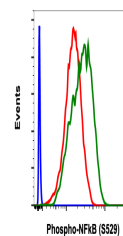


Flow cytometric analysis of HeLa cells



IG	Treatment	Peptide Block	Median	FLA
10	Phos.Pep	None	100	
10	Ctrl	None	651	
10	Phos.Pep	Phos.Pep	421	
10	Ctrl	Phos.Pep	311	
10	Phos.Pep	-	245	
10	Ctrl	-	190	
200	Ctrl	-	28	

Peptide blocking flow cytometric analysis...



Flow cytometric analysis of C2C12 cells ...