
Product Datasheet

Phospho-Jak3 (Tyr980/981) rabbit mAb Antibody (orb1945997)

Description

Phospho-Jak3 (Tyr980/981) rabbit mAb Antibody

Reactivity

Human

Conjugation

Unconjugated

Tested Applications

FC, WB

Immunogen

A synthetic phospho-peptide corresponding to residues surrounding Tyr980/981 of human Jak3

Preservatives

 1X PBS, 0.02% Na₃N, 50% glycerol, 0.1% rAlbumin

Concentration

0.5 mg/ml

Storage

-20°C

Note

For research use only

Isotype

Rabbit IgGk

Clonality

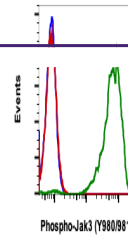
Monoclonal

Uniprot ID
P52333
Dilution Range

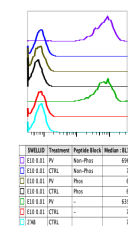
For flow cytometric staining, the suggested use of this reagent is 5 µL per million cells or 5 µL per 100 µL of staining volume. It is recommended that the reagent be titrated for optimal performance for each application. See product image legends for additional information.

Expiration Date


12 months from date of receipt.



Flow cytometric analysis of Ramos second...



Peptide blocking flow cytometric analysis...



Western blot analysis of COS7 cell extra...