

Product Datasheet

Goat anti-CYP26B1 Antibody (orb19329)

Description	Goat polyclonal antibody to CYP26B1
Species/Host	Goat
Reactivity	Canine, Human, Mouse, Rat
Conjugation	Unconjugated
Tested Applications	ELISA, FC, IHC
Target	CYP26B1
Preservatives	Supplied at 0.5 mg/ml in Tris saline, 0.02% sodium azide, pH 7.3 with 0.5% bovine serum albumin. Aliquot and store at -20°C. Minimize freezing and thawing.
Storage	Aliquot and store at -20°C. Minimize freezing and thawing.
Note	For research use only
Application notes	ELISA: Peptide ELISA: antibody detection limit dilution 1:128000.WB: Preliminary experiments gave an approx 85kDa band in human testis lysates after 0.1 µg/ml antibody staining. Please note that currently we cannot find an explanation in the literature for the band we observe given the calculated size of 57.5kDa according to NP_063938.1. The 85kDa band was successfully blocked by incubation with the immunizing peptide. We would appreciate any feedback from people in the field - have any results been reported with other antibodies/lysates Have any further splice variants/modified forms been reported
Protein Sequence	SQARSEDKDGRFH
Clonality	Polyclonal
MW	57.5; 49.0
Entrez	56603

Biorbyt Ltd.

7 Signet Court, Swann's Road,
Cambridge, CB5 8LA, United Kingdom
Email: info@biorbyt.com, support@biorbyt.com
Phone: [+44 \(0\) 1223 859-353](tel:+44(0)1223859353) | Fax: [+1 \(415\) 651-8558](tel:+1(415)6518558)

Biorbyt LLC.

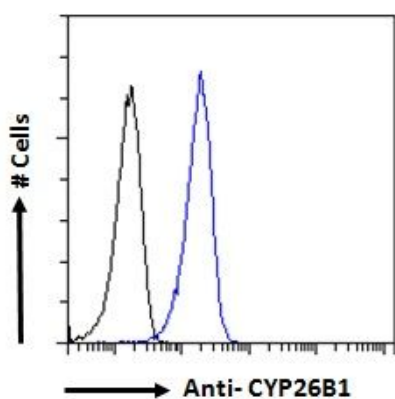
68 TW Alexander Drive,
Durham, NC, 27713, United States
Email: info@biorbyt.com, support@biorbyt.com
Phone: [+1 \(415\) 906-5211](tel:+1(415)9065211) | Fax: [+1 \(415\) 651-8558](tel:+1(415)6518558)

Dilution Range ELISA: 1:128000, IHC-P: 3.75 µg/ml

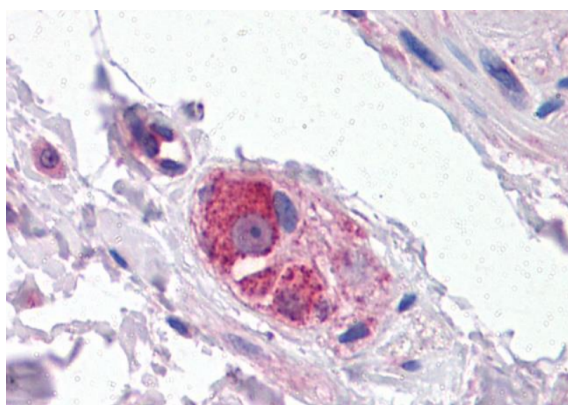
Expiration Date 12 months from date of receipt.



Immunohistochemical staining of Human Cerebellum using CYP26B1 antibody



Flow cytometric analysis of A431 cells using CYP26B1 antibody.



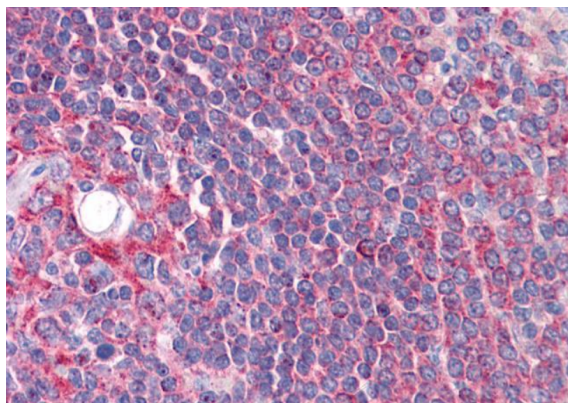
Immunohistochemical staining of Human Small Intestine using CYP26B1 antibody

Biorbyt Ltd.

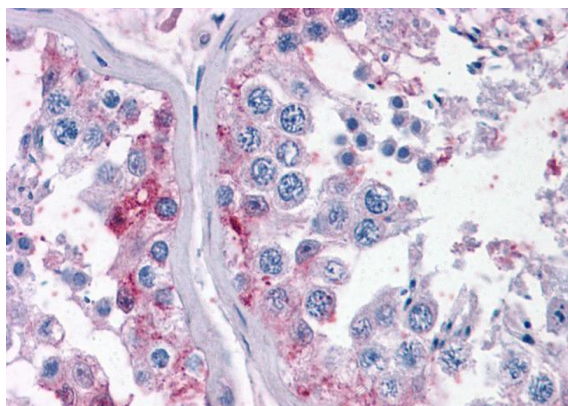
7 Signet Court, Swann's Road,
Cambridge, CB5 8LA, United Kingdom
Email: info@biorbyt.com, support@biorbyt.com
Phone: [+44 \(0\) 1223 859-353](tel:+44(0)1223859353) | Fax: [+1 \(415\) 651-8558](tel:+1(415)6518558)

Biorbyt LLC.

68 TW Alexander Drive,
Durham, NC, 27713, United States
Email: info@biorbyt.com, support@biorbyt.com
Phone: [+1 \(415\) 906-5211](tel:+1(415)9065211) | Fax: [+1 \(415\) 651-8558](tel:+1(415)6518558)



Immunohistochemical staining of Human Spleen using CYP26B1 antibody



Immunohistochemical staining of Human Testis using CYP26B1 antibody

Biorbyt Ltd.

7 Signet Court, Swann's Road,
Cambridge, CB5 8LA, United Kingdom
Email: info@biorbyt.com, support@biorbyt.com
Phone: [+44 \(0\) 1223 859-353](tel:+44(0)1223859353) | Fax: [+1 \(415\) 651-8558](tel:+1(415)6518558)

Biorbyt LLC.

68 TW Alexander Drive,
Durham, NC, 27713, United States
Email: info@biorbyt.com, support@biorbyt.com
Phone: [+1 \(415\) 906-5211](tel:+1(415)9065211) | Fax: [+1 \(415\) 651-8558](tel:+1(415)6518558)