

Product Datasheet

AK3 Antibody (C-term H38) (orb1928581)

Description	Purified Rabbit Polyclonal Antibody (Pab)
Species/Host	Rabbit
Reactivity	Human, Mouse
Conjugation	Unconjugated
Tested Applications	IHC-P, WB
Target	This AK3 antibody is generated from rabbits immunized with a KLH conjugated synthetic peptide between 195-223 amino acids from the C-terminal region of human AK3.
Form/Appearance	Purified polyclonal antibody supplied in PBS with 0.09% (W/V) sodium azide. This antibody is purified through a protein A column, followed by peptide affinity purification.
Storage	Maintain refrigerated at 2-8°C for up to 2 weeks. For long term storage store at -20°C in small aliquots to prevent freeze-thaw cycles
Note	For research use only
Isotype	Rabbit IgG
Clonality	Polyclonal
Clone Number	RB3888
MW	25268 Da
Uniprot ID	P27144
NCBI	NP_037542.1, NP_001005353.1, NP_982289.1
Dilution Range	WB: 1:1000, WB: 1:1000, IHC-P: 1:50~100

Biorbyt Ltd.


7 Signet Court, Swann's Road,
Cambridge, CB5 8LA, United Kingdom
Email: info@biorbyt.com, support@biorbyt.com
Phone: [+44 \(0\) 1223 859-353](tel:+44(0)1223859353) | Fax: [+1 \(415\) 651-8558](tel:+1(415)6518558)

Biorbyt LLC.

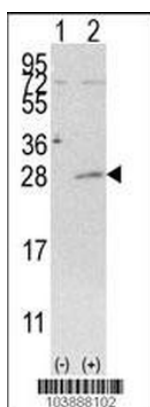
68 TW Alexander Drive,
Durham, NC, 27713, United States
Email: info@biorbyt.com, support@biorbyt.com
Phone: [+1 \(415\) 906-5211](tel:+1(415)9065211) | Fax: [+1 \(415\) 651-8558](tel:+1(415)6518558)

Expiration Date

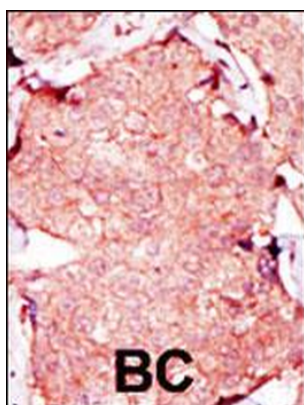
12 months from date of receipt.



The anti-AK3 Pab is used in Western blot to detect AK3 in mouse kidney tissue lysate.



Western blot analysis of AK3 (arrow) using rabbit polyclonal AK3 Antibody (C-term H38). 293 cell lysates (2 ug/lane) either nontransfected (Lane 1) or transiently transfected with the AK3 gene (Lane 2).



Formalin-fixed and paraffin-embedded human cancer tissue reacted with the primary antibody, which was peroxidase-conjugated to the secondary antibody, followed by AEC staining. This data demonstrates the use of this antibody for immunohistochemistry; clinical relevance has not been evaluated. BC = breast carcinoma; HC = hepatocarcinoma.

Biorbyt Ltd.

7 Signet Court, Swann's Road,
Cambridge, CB5 8LA, United Kingdom
Email: info@biorbyt.com, support@biorbyt.com
Phone: [+44 \(0\) 1223 859-353](tel:+44(0)1223859353) | Fax: [+1 \(415\) 651-8558](tel:+1(415)6518558)

Biorbyt LLC.

68 TW Alexander Drive,
Durham, NC, 27713, United States
Email: info@biorbyt.com, support@biorbyt.com
Phone: [+1 \(415\) 906-5211](tel:+1(415)9065211) | Fax: [+1 \(415\) 651-8558](tel:+1(415)6518558)