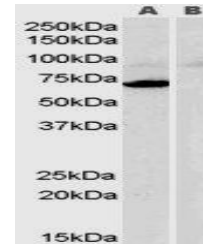



Product Datasheet

MAOA antibody (orb19095)

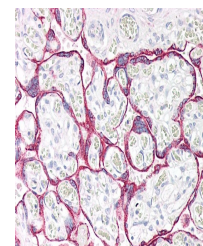
Description	Goat polyclonal antibody to MAOA
Species/Host	Goat
Reactivity	Human
Conjugation	Unconjugated
Tested Applications	ELISA, IHC, WB
Target	Monoamine Oxidase A
Preservatives	Supplied at 0.5 mg/ml in Tris saline, 0.02% sodium azide, pH 7.3 with 0.5% bovine serum albumin. Aliquot and store at -20°C. Minimize freezing and thawing.
Storage	Aliquot and store at -20°C. Minimize freezing and thawing.
Note	For research use only
Application notes	ELISA: Peptide ELISA: antibody detection limit dilution 1:64000.WB: Approx 70kDa band observed in Human Heart lysates o(calculated MW of 60.0kDa according to NP_000231.1). In transfected HEK293 transiently expressing MAOA a band of approx. 60 kDa is observed. This band is not observed in the non-transfected HEK293. The user is warned for non-specific background in Western blot. Recommended concentration: 0.1-0.3 µg/ml.
Protein Sequence	DAPWEAQHADKWDK
Clonality	Polyclonal
MW	60
Entrez	4128
Dilution Range	ELISA: 1:64000, WB: 0.1-0.3 µg/ml, IHC-P: 5 µg/ml
Expiration Date	12 months from date of receipt.



orb19095 (0.3ug/ml)
staining of human
he...



HEK293
overexpressing MAOA
(RC207276) an...



Immunohistochemical
staining of Human
Pl...