


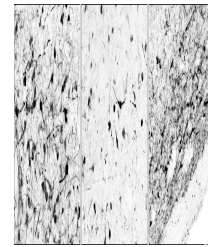
Product Datasheet

TH antibody (orb19006)


Description	Goat polyclonal antibody to TH
Species/Host	Goat
Reactivity	Canine, Human, Rat
Conjugation	Unconjugated
Tested Applications	ELISA, IHC
Target	Tyrosine Hydroxylase
Preservatives	Supplied at 0.5 mg/ml in Tris saline, 0.02% sodium azide, pH 7.3 with 0.5% bovine serum albumin. Aliquot and store at -20°C. Minimize freezing and thawing.
Storage	Aliquot and store at -20°C. Minimize freezing and thawing.
Note	For research use only
Application notes	ELISA: Peptide ELISA: antibody detection limit dilution 1:8000.WB: Approx 55kDa band observed in Human Brain (Cerebral Cortex) lysates (calculated MW of 55.5kDa according to NP_000351.2). Recommended concentration: 2-4 µg/ml.
Protein Sequence	VQDELDTLAHAL
Clonality	Polyclonal
MW	58.5; 55.5; 58.1
Entrez	7054
Dilution Range	ELISA: 1:8000, IHC-P: 1:1000-10000
Expiration Date	12 months from date of receipt.



orb19006 (2ug/ml) staining of Human Cere...



Immunohistochemical analysis of staining...



Western blot analysis of staining of Hum...