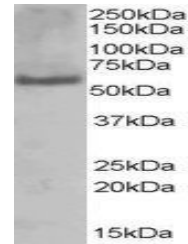


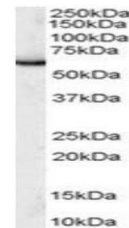
Product Datasheet

PUF60 antibody (orb18885)

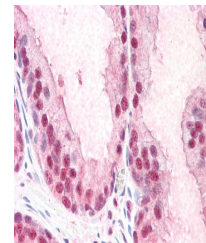
Description	Goat polyclonal antibody to PUF60
Species/Host	Goat
Reactivity	Bovine, Canine, Human, Mouse, Rat
Conjugation	Unconjugated
Tested Applications	ELISA, IHC, WB
Target	SIAHBP1 / FIR
Preservatives	Supplied at 0.5 mg/ml in Tris saline, 0.02% sodium azide, pH 7.3 with 0.5% bovine serum albumin. Aliquot and store at -20°C. Minimize freezing and thawing.
Storage	Aliquot and store at -20°C. Minimize freezing and thawing.
Note	For research use only
Application notes	ELISA: Peptide ELISA: antibody detection limit dilution 1:32000.WB: Approx 60kDa band observed in lysate of human epidermoid carcinoma A431 (calculated MW of 59.9kDa (isoform A) according to NP_510965.1 and 58.2kDa (isoform B) according to NP_055096.2). Recommended concentration: 1-3 µg/ml.
Protein Sequence	YDQERFDNSDLA
Clonality	Polyclonal
MW	59.9; 58.2; 55.7
Entrez	22827
Dilution Range	ELISA: 1:32000, WB: 0.1-0.3 µg/ml, IHC-P: 5 µg/ml
Expiration Date	12 months from date of receipt.



Western blot analysis of A431 lysate



Western blot analysis of HEK293 lysate u...



Immunohistochemical staining of Human Pr...