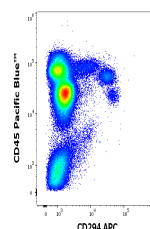


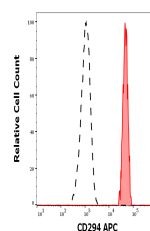
Product Datasheet

CD294 Antibody (APC) (orb1881233)

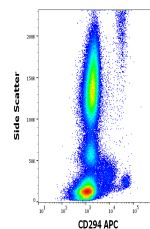
Description	CD294 (prostaglandin D2 receptor 2) is a G-protein-coupled receptor that is preferentially expressed...
Reactivity	Human
Conjugation	APC
Tested Applications	FC
Immunogen	Human CD294 transfected rat cell line TART/B19-12.10
Target	CD294
Preservatives	Stabilizing phosphate buffered saline (PBS), pH 7.4, 15 mM sodium azide
Storage	Store at 2-8°C. Protect from prolonged exposure to light. Do not freeze.
Note	For research use only
Application notes	Flow cytometry: The reagent is designed for analysis of human blood cells using 10 µl reagent / 100 µl of whole blood or 106 cells in a suspension. The content of a vial (1 ml) is sufficient for 100 tests.
Isotype	Rat IgG2a
Clonality	Monoclonal
Uniprot ID	Q9Y5Y4
Entrez	11251
Expiration Date	12 months from date of receipt.



Flow cytometry multicolor surface staini...



Separation of human basophil granulocyte...



Flow cytometry surface staining pattern ...