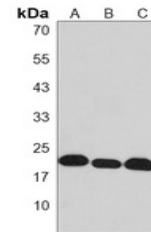


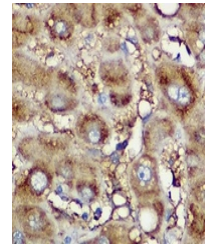
Product Datasheet

Anti-NDUFB8 Antibody (orb1878955)

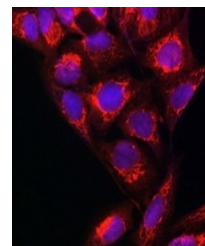
Description	Rabbit polyclonal antibody to NDUFB8
Reactivity	Human, Mouse, Rat
Conjugation	Unconjugated
Tested Applications	IF, IH, WB
Immunogen	Recombinant fusion protein of human NDUFB8. The exact sequence is proprietary.
Form/Appearance	Liquid in 0.42% Potassium phosphate, 0.87% Sodium chloride, pH 7.3, 30% glycerol, and 0.01% sodium azide.
Storage	Shipped at 4°C. Upon delivery aliquot and store at -20°C for one year. Avoid freeze/thaw cycles.
Note	For research use only
Clonality	Polyclonal
Source	Rabbit
Uniprot ID	O95169
Dilution Range	WB (1/500 - 1/1000), IH (1/50 - 1/100), IF/IC (1/50 - 1/200)
Expiration Date	12 months from date of receipt.



Western blot analysis of NDUFB8 expressi...



Immunohistochemical analysis of NDUFB8 S...



Immunofluorescent analysis of NDUFB8 sta...