



Product Datasheet

JUP antibody (orb18674)

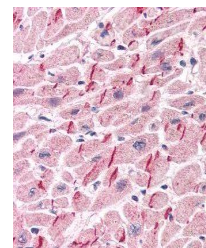
Description	Goat polyclonal antibody to JUP
Species/Host	Goat
Reactivity	Canine, Human, Mouse, Porcine, Rat
Conjugation	Unconjugated
Tested Applications	ELISA, IHC, WB
Target	Plakoglobin / Gamma-catenin
Preservatives	Supplied at 0.5 mg/ml in Tris saline, 0.02% sodium azide, pH 7.3 with 0.5% bovine serum albumin. Aliquot and store at -20°C. Minimize freezing and thawing.
Storage	Aliquot and store at -20°C. Minimize freezing and thawing.
Note	For research use only
Application notes	ELISA: Peptide ELISA: antibody detection limit dilution 1:32000.WB: Approx 85kDa band observed in A431 lysate (predicted MW of 86kDa according to NP_002221, NP_068831). Recommended for use at 0.2-1 µg/ml.
Protein Sequence	GLRPPYPTADHMLA
Clonality	Polyclonal
MW	81.7
Entrez	3728
Dilution Range	ELISA: 1:32000, WB: 0.1-0.3 µg/ml, IHC-P: 5 µg/ml
Expiration Date	12 months from date of receipt.



orb18674 staining (0.2ug/ml) of A431 lys...



Western blot analysis of A431 lysate (RI...



Immunohistochemical staining of Human He...