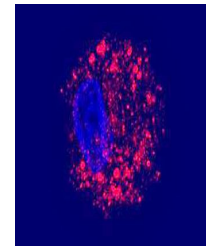


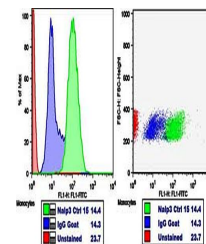
Product Datasheet

Cryopyrin antibody (orb18478)

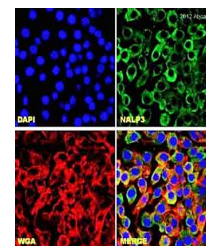
Description	Goat polyclonal antibody to Cryopyrin
Species/Host	Goat
Reactivity	Bovine, Human, Rat
Conjugation	Unconjugated
Tested Applications	ELISA, FC, IF, IHC
Target	CIAS1 / cryopyrin (C Terminus)
Preservatives	Supplied at 0.5 mg/ml in Tris saline, 0.02% sodium azide, pH 7.3 with 0.5% bovine serum albumin. Aliquot and store at -20°C. Minimize freezing and thawing.
Storage	Aliquot and store at -20°C. Minimize freezing and thawing.
Note	For research use only
Application notes	ELISA: Peptide ELISA: antibody detection limit dilution 1:32000.WB: No signal obtained yet but low background observed in Daudi, A431, Jurkat, U937 and MOLT-4 lysates at up to 1 µg/ml. We would appreciate any feedback from people in the field - have any results been reported with other antibodies/lysates
Protein Sequence	EKPELTVVFPSW
Clonality	Polyclonal
MW	118; 106; 112
Entrez	114548
Dilution Range	ELISA: 1:2000, IHC-P: 10ug/ml
Expiration Date	12 months from date of receipt.



Immunofluorescence analysis of Human MDM ...



Flow cytometric analysis of monocytes c...



Immunofluorescence analysis of paraformal...