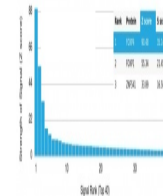


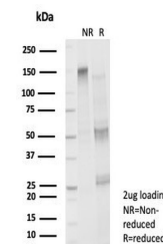
## Product Datasheet

### FOXP4 Antibody (orb1826330)

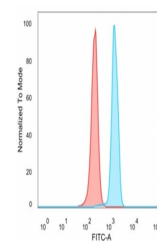
<b>Description</b>	The FOXP4 (Scm-like with four MBT domains 2) gene shares high similarity with the Drosophila Scm (se...
<b>Species/Host</b>	Mouse
<b>Reactivity</b>	Human
<b>Conjugation</b>	Unconjugated
<b>Tested Applications</b>	FACS, IF
<b>Immunogen</b>	A recombinant partial protein (within amino acids 302-541) from the human protein was used as the immunogen for the FOXP4 antibody.
<b>Storage</b>	Aliquot the FOXP4 antibody and store frozen at -20°C or colder. Avoid repeated freeze-thaw cycles.
<b>Note</b>	For research use only
<b>Formula</b>	1 mg/ml in 1X PBS; BSA free, sodium azide free
<b>Isotype</b>	Mouse IgG1
<b>Clonality</b>	Monoclonal
<b>Uniprot ID</b>	<a href="#">Q8IVH2</a>
<b>Hazard Information</b>	This FOXP4 antibody is available for research use only.
<b>Dilution Range</b>	Flow cytometry: 1-2ug/million cells, Immunofluorescence: 1-2ug/ml
<b>Expiration Date</b>	12 months from date of receipt.



Analysis of a HuProt (TM) microarray con...



SDS-PAGE analysis of purified, BSA-free ...



Flow cytometry testing of PFA-fixed huma...