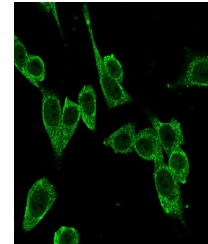


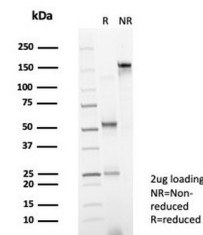
Product Datasheet

FOXP4 Antibody (orb1826327)

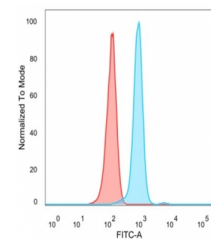
Description	The FOXP4 (Scm-like with four MBT domains 2) gene shares high similarity with the Drosophila Scm (se...
Species/Host	Mouse
Reactivity	Human
Conjugation	Unconjugated
Tested Applications	FACS, IF
Immunogen	A recombinant partial protein (within amino acids 302-541) from the human protein was used as the immunogen for the FOXP4 antibody.
Storage	Aliquot the FOXP4 antibody and store frozen at -20°C or colder. Avoid repeated freeze-thaw cycles.
Note	For research use only
Formula	1 mg/ml in 1X PBS; BSA free, sodium azide free
Isotype	Mouse IgG2c
Clonality	Monoclonal
Uniprot ID	Q8IVH2
Hazard Information	This FOXP4 antibody is available for research use only.
Dilution Range	Flow cytometry: 1-2ug/million cells, Immunofluorescence: 1-2ug/ml
Expiration Date	12 months from date of receipt.



Immunofluorescent staining of PFA-fixed ...



SDS-PAGE analysis of purified, BSA-free ...



Flow cytometry testing of PFA-fixed huma...