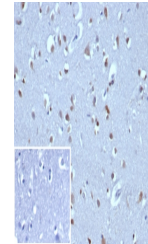


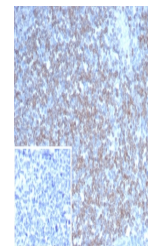
## Product Datasheet

### Neurogenin 3 Antibody / NGN3 (orb1826298)

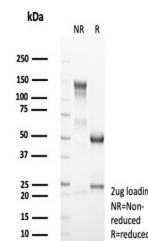
<b>Description</b>	This antigen is a transcription factor that interacts with NKX2-2 to regulation transcription of NEU...
<b>Species/Host</b>	Mouse
<b>Reactivity</b>	Human
<b>Conjugation</b>	Unconjugated
<b>Tested Applications</b>	IHC-P
<b>Immunogen</b>	A recombinant partial protein (within amino acids 1-200) from the human protein was used as the immunogen for the Neurogenin 3 antibody.
<b>Storage</b>	Aliquot the Neurogenin 3 antibody and store frozen at -20°C or colder. Avoid repeated freeze-thaw cycles.
<b>Note</b>	For research use only
<b>Formula</b>	0.2 mg/ml in 1X PBS with 0.1 mg/ml BSA (US sourced), 0.05% sodium azide
<b>Isotype</b>	Mouse IgG2b, kappa
<b>Clonality</b>	Monoclonal
<b>Uniprot ID</b>	<a href="#">Q9Y4Z2</a>
<b>Hazard Information</b>	This Neurogenin 3 antibody is available for research use only.
<b>Dilution Range</b>	Immunohistochemistry (FFPE): 1-2ug/ml for 30 minutes at RT
<b>Expiration Date</b>	12 months from date of receipt.



IHC staining of FFPE human brain tissue ...



IHC staining of FFPE human tonsil tissue...



SDS-PAGE analysis of purified, BSA-free ...