


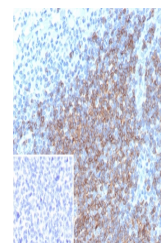
## Product Datasheet

### CD5 Antibody (orb1826078)

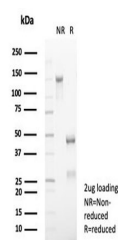
<b>Description</b>	The CD5 antigen is a transmembrane glycoprotein expressed on the surface of practically all mature h...
<b>Species/Host</b>	Mouse
<b>Reactivity</b>	Human
<b>Conjugation</b>	Unconjugated
<b>Tested Applications</b>	IHC-P
<b>Immunogen</b>	A recombinant human protein fragment corresponding to the CD5 extracellular domain was used as the immunogen for the CD5 antibody.
<b>Storage</b>	Aliquot the CD5 antibody and store frozen at -20°C or colder. Avoid repeated freeze-thaw cycles.
<b>Note</b>	For research use only
<b>Formula</b>	1 mg/ml in 1X PBS; BSA free, sodium azide free
<b>Isotype</b>	Mouse IgG1, kappa
<b>Clonality</b>	Recombinant
<b>Uniprot ID</b>	<b>P06127</b>
<b>Hazard Information</b>	This CD5 antibody is available for research use only.
<b>Dilution Range</b>	Immunohistochemistry (FFPE): 1-2ug/ml for 30 minutes at RT
<b>Expiration Date</b>	12 months from date of receipt.



IHC staining of FFPE human tonsil tissue...



IHC staining of FFPE human tonsil tissue...



SDS-PAGE analysis of purified, BSA-free ...