


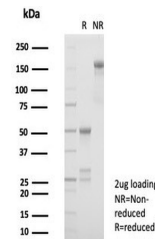
Product Datasheet

NCAM / CD56 Antibody (orb1826032)

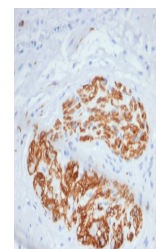
Description	This mAb reacts with an extracellular domain (close to transmembrane) of CD56/NCAM. Three isoforms o...
Species/Host	Mouse
Reactivity	Human
Conjugation	Unconjugated
Tested Applications	IHC-P
Immunogen	A recombinant partial protein (within amino acids 400-650) from the human protein was used as the immunogen for the CD56 antibody.
Storage	Aliquot the CD56 antibody and store frozen at -20°C or colder. Avoid repeated freeze-thaw cycles.
Note	For research use only
Formula	0.2 mg/ml in 1X PBS with 0.1 mg/ml BSA (US sourced), 0.05% sodium azide
Isotype	Mouse IgG2a, kappa
Clonality	Monoclonal
Uniprot ID	P13591, P13592
Hazard Information	This CD56 antibody is available for research use only.
Dilution Range	Immunohistochemistry (FFPE): 1-2ug/ml for 30 minutes at RT
Expiration Date	12 months from date of receipt.



Analysis of a HuProt (TM) microarray con...



SDS-PAGE analysis of purified, BSA-free ...



IHC staining of FFPE human colon tissue ...