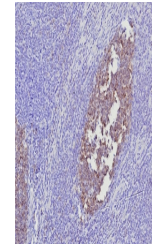


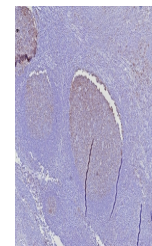
Product Datasheet

POU2AF1 Antibody / BOB-1 (orb1826018)

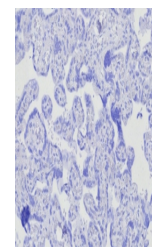
Description	BOB.1 expression in a variety of established B-cell lines, representing different stages of B-cell d...
Species/Host	Mouse
Reactivity	Human
Conjugation	Unconjugated
Tested Applications	IHC-P
Immunogen	A recombinant partial protein (within amino acids 148-255) from the human protein was used as the immunogen for the POU2AF1 antibody.
Storage	Aliquot the POU2AF1 antibody and store frozen at -20°C or colder. Avoid repeated freeze-thaw cycles.
Note	For research use only
Formula	1 mg/ml in 1X PBS; BSA free, sodium azide free
Isotype	Mouse IgG
Clonality	Monoclonal
Uniprot ID	Q16633
Hazard Information	This POU2AF1 antibody is available for research use only.
Dilution Range	Immunohistochemistry (FFPE): 1-2ug/ml
Expiration Date	12 months from date of receipt.



IHC staining of FFPE human tonsil tissue...



IHC staining of FFPE human tonsil tissue...



Negative control: IHC testing of FFPE hu...