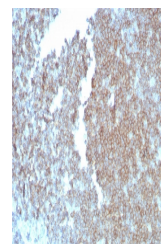


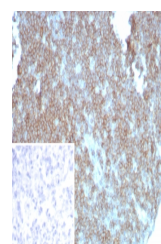
Product Datasheet

CD27 Antibody (orb1825906)

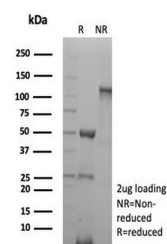
Description	Recognizes a protein of a disulfide-linked 120kDa dimer, identified as CD27. It is expressed on the ...
Species/Host	Rabbit
Reactivity	Human
Conjugation	Unconjugated
Tested Applications	IHC-P
Immunogen	Recombinant human full-length protein was used as the immunogen for the CD27 antibody.
Storage	Aliquot the CD27 antibody and store frozen at -20°C or colder. Avoid repeated freeze-thaw cycles.
Note	For research use only
Formula	0.2 mg/ml in 1X PBS with 0.1 mg/ml BSA (US sourced), 0.05% sodium azide
Isotype	Rabbit IgG, kappa
Clonality	Recombinant
Uniprot ID	P26842
Hazard Information	This CD27 antibody is available for research use only.
Dilution Range	Immunohistochemistry (FFPE): 1-2ug/ml for 30 minutes at RT
Expiration Date	12 months from date of receipt.



IHC staining of FFPE human lymph node ti...



IHC staining of FFPE human lymph node ti...



SDS-PAGE analysis of purified, BSA-free ...