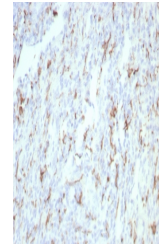


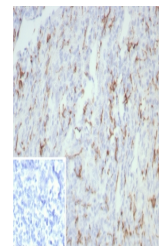
Product Datasheet

CD163 Antibody (orb1825889)

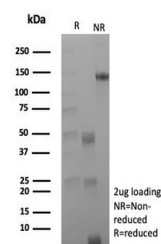
Description	CD163 is a type I membrane protein, and is a member of the hemoglobin scavenger receptor cystein-ric...
Species/Host	Mouse
Reactivity	Human
Conjugation	Unconjugated
Tested Applications	IHC-P
Immunogen	A recombinant partial protein sequence (within amino acids 1-200) from the human protein was used as the immunogen for the CD163 antibody.
Storage	Aliquot the CD163 antibody and store frozen at -20°C or colder. Avoid repeated freeze-thaw cycles.
Note	For research use only
Formula	1 mg/ml in 1X PBS; BSA free, sodium azide free
Isotype	Mouse IgG1, kappa
Clonality	Recombinant
Uniprot ID	Q86VB7
Hazard Information	This CD163 antibody is available for research use only.
Dilution Range	Immunohistochemistry (FFPE): 1-2ug/ml for 30 minutes at RT
Expiration Date	12 months from date of receipt.



IHC staining of FFPE human tonsil tissue...



IHC staining of FFPE human tonsil tissue...



SDS-PAGE analysis of purified, BSA-free ...