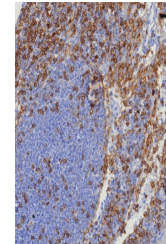


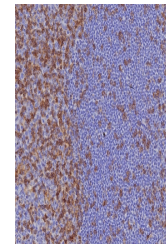
Product Datasheet

CD4 Antibody (orb1825791)

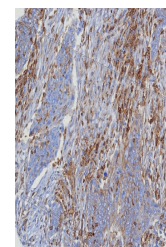
Description	Recognizes a protein of 55kDa, identified as CD4. It is a membrane glycoprotein of T lymphocytes tha...
Species/Host	Rabbit
Reactivity	Human
Conjugation	Unconjugated
Tested Applications	IHC-P
Immunogen	A recombinant partial protein sequence (within amino acids 200-400) from the human protein was used as the immunogen for the recombinant CD4 antibody.
Storage	Aliquot the recombinant CD4 antibody and store frozen at -20°C or colder. Avoid repeated freeze-thaw cycles.
Note	For research use only
Formula	0.2 mg/ml in 1X PBS with 0.1 mg/ml BSA (US sourced), 0.05% sodium azide
Isotype	Rabbit IgG, kappa
Clonality	Recombinant
Uniprot ID	P01730
Hazard Information	This recombinant CD4 antibody is available for research use only.
Dilution Range	Immunohistochemistry (FFPE): 1-2ug/ml for 30 minutes at RT
Expiration Date	12 months from date of receipt.



IHC staining of FFPE human tonsil tissue...



IHC staining of FFPE human tonsil tissue...



IHC staining of FFPE human bladder cancer...