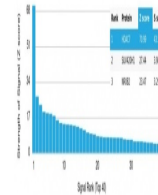


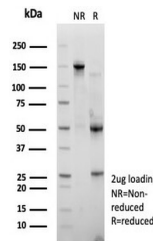
Product Datasheet

HDAC7 Antibody (orb1825756)

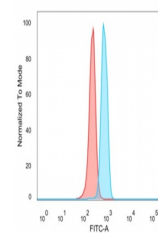
Description	In the intact cell, DNA closely associates with histones and other nuclear proteins to form chromati...
Species/Host	Mouse
Reactivity	Human
Conjugation	Unconjugated
Tested Applications	FACS
Immunogen	Recombinant full-length human protein was used as the immunogen for the HDAC7 antibody.
Storage	Aliquot the HDAC7 antibody and store frozen at -20°C or colder. Avoid repeated freeze-thaw cycles.
Note	For research use only
Formula	0.2 mg/ml in 1X PBS with 0.1 mg/ml BSA (US sourced), 0.05% sodium azide
Isotype	Mouse IgG
Clonality	Monoclonal
Uniprot ID	Q8WUI4
Hazard Information	This HDAC7 antibody is available for research use only.
Dilution Range	Flow cytometry: 1-2ug/million cells
Expiration Date	12 months from date of receipt.



Analysis of a HuProt (TM) microarray con...



SDS-PAGE analysis of purified, BSA-free ...



Flow cytometry testing of PFA-fixed huma...