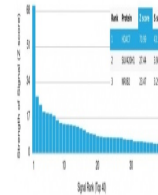


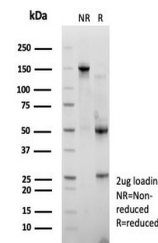
Product Datasheet

HDAC7 Antibody (orb1825754)

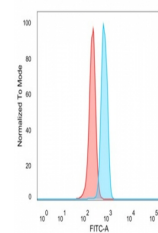
| | |
|----------------------------|---|
| Description | In the intact cell, DNA closely associates with histones and other nuclear proteins to form chromati... |
| Species/Host | Mouse |
| Reactivity | Human |
| Conjugation | Unconjugated |
| Tested Applications | FACS |
| Immunogen | Recombinant full-length human protein was used as the immunogen for the HDAC7 antibody. |
| Storage | Aliquot the HDAC7 antibody and store frozen at -20°C or colder. Avoid repeated freeze-thaw cycles. |
| Note | For research use only |
| Formula | 1 mg/ml in 1X PBS; BSA free, sodium azide free |
| Isotype | Mouse IgG |
| Clonality | Monoclonal |
| Uniprot ID | Q8WUI4 |
| Hazard Information | This HDAC7 antibody is available for research use only. |
| Dilution Range | Flow cytometry: 1-2ug/million cells |
| Expiration Date | 12 months from date of receipt. |



Analysis of a HuProt (TM) microarray con...



SDS-PAGE analysis of purified, BSA-free ...



Flow cytometry testing of PFA-fixed huma...