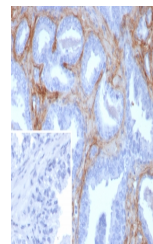


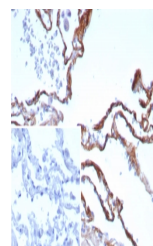
Product Datasheet

Periostin Antibody (orb1825650)

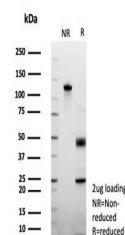
| | |
|----------------------------|--|
| Description | Periostin (PN), also designated osteoblast-specific factor 2 (OSF-2), is a disulfide linked protein ... |
| Species/Host | Mouse |
| Reactivity | Human |
| Conjugation | Unconjugated |
| Tested Applications | IHC-P |
| Immunogen | A recombinant partial protein sequence (within amino acids 193-326) from the human protein was used as the immunogen for the recombinant POSTN antibody. |
| Storage | Aliquot the recombinant POSTN antibody and store frozen at -20°C or colder. Avoid repeated freeze-thaw cycles. |
| Note | For research use only |
| Formula | 0.2 mg/ml in 1X PBS with 0.1 mg/ml BSA (US sourced), 0.05% sodium azide |
| Isotype | Mouse IgG1, kappa |
| Clonality | Recombinant |
| Uniprot ID | Q15063 |
| Hazard Information | This recombinant POSTN antibody is available for research use only. |
| Dilution Range | Immunohistochemistry (FFPE): 1-2ug/ml for 30 minutes at RT |
| Expiration Date | 12 months from date of receipt. |



IHC staining of FFPE human prostate tiss...



IHC staining of FFPE human lung tissue w...



SDS-PAGE analysis of purified, BSA-free ...