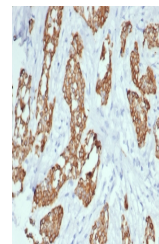


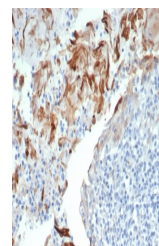
Product Datasheet

TrkC Antibody (orb1825394)

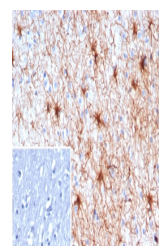
Description	The Trk proto-oncogene encodes a tyrosine protein kinase, Trk A, also designated Trk gp140, that ser...
Species/Host	Mouse
Reactivity	Human
Conjugation	Unconjugated
Tested Applications	IHC-P
Immunogen	A recombinant partial protein sequence (within amino acids 100-300) from the human protein was used as the immunogen for the TrkC antibody.
Storage	Aliquot the TrkC antibody and store frozen at -20°C or colder. Avoid repeated freeze-thaw cycles.
Note	For research use only
Formula	1 mg/ml in 1X PBS; BSA free, sodium azide free
Isotype	Mouse IgG1, kappa
Clonality	Monoclonal
Uniprot ID	Q16288
Hazard Information	This TrkC antibody is available for research use only.
Dilution Range	Immunohistochemistry (FFPE): 1-2ug/ml for 30 minutes at RT
Expiration Date	12 months from date of receipt.



IHC staining of FFPE human breast cancer...



IHC staining of FFPE human tonsil with T...



IHC staining of FFPE human brain tissue ...