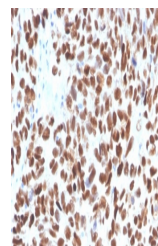


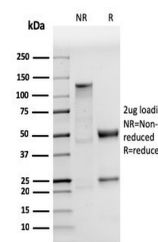
Product Datasheet

p53 Antibody / TP53 (orb1825213)

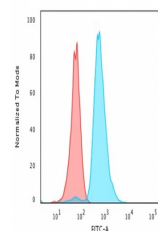
Description	Recognizes a 53kDa protein, which is identified as p53 suppressor gene product. It reacts with the m...
Species/Host	Rabbit
Reactivity	Human
Conjugation	Unconjugated
Tested Applications	FACS, IHC-P
Immunogen	Recombinant human full-length protein was used as the immunogen for the p53 antibody.
Storage	Aliquot the p53 antibody and store frozen at -20°C or colder. Avoid repeated freeze-thaw cycles.
Note	For research use only
Formula	0.2 mg/ml in 1X PBS with 0.1 mg/ml BSA (US sourced), 0.05% sodium azide
Isotype	Rabbit IgG, kappa
Clonality	Recombinant
Uniprot ID	P04637
Hazard Information	This p53 antibody is available for research use only.
Dilution Range	Flow cytometry: 1-2ug/million cells, Immunohistochemistry (FFPE): 1-2ug/ml for 30 minutes at RT
Expiration Date	12 months from date of receipt.



IHC staining of FFPE human bladder tissue...



SDS-PAGE analysis of purified, BSA-free ...



Flow cytometry testing of human HeLa cel...