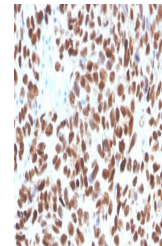


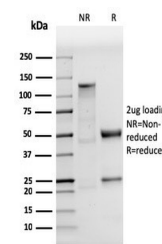
## Product Datasheet

### p53 Antibody / TP53 (orb1825211)

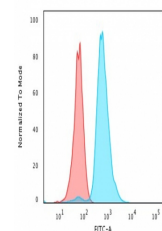
<b>Description</b>	Recognizes a 53kDa protein, which is identified as p53 suppressor gene product. It reacts with the m...
<b>Species/Host</b>	Rabbit
<b>Reactivity</b>	Human
<b>Conjugation</b>	Unconjugated
<b>Tested Applications</b>	FACS, IHC-P
<b>Immunogen</b>	Recombinant human full-length protein was used as the immunogen for the p53 antibody.
<b>Storage</b>	Aliquot the p53 antibody and store frozen at -20°C or colder. Avoid repeated freeze-thaw cycles.
<b>Note</b>	For research use only
<b>Formula</b>	1 mg/ml in 1X PBS; BSA free, sodium azide free
<b>Isotype</b>	Rabbit IgG, kappa
<b>Clonality</b>	Recombinant
<b>Uniprot ID</b>	<b>P04637</b>
<b>Hazard Information</b>	This p53 antibody is available for research use only.
<b>Dilution Range</b>	Flow cytometry: 1-2ug/million cells, Immunohistochemistry (FFPE): 1-2ug/ml for 30 minutes at RT
<b>Expiration Date</b>	12 months from date of receipt.



IHC staining of FFPE human bladder tissue...



SDS-PAGE analysis of purified, BSA-free ...



Flow cytometry testing of human HeLa cel...