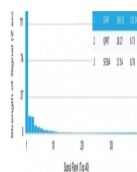

Product Datasheet

GFAP Antibody / Glial Fibrillary Acidic Protein (orb1825064)

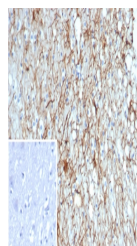
Description

This mAb recognizes a protein of ~50kDa which is

Species/Host	Mouse
Reactivity	Bovine, Canine, Equine, Human
Conjugation	Unconjugated
Tested Applications	IHC-P
Immunogen	A recombinant partial protein sequence (within amino acids 150-250) from the human protein was used as the immunogen for the GFAP antibody.
Storage	Aliquot the GFAP antibody and store frozen at -20°C or colder. Avoid repeated freeze-thaw cycles.
Note	For research use only
Formula	1 mg/ml in 1X PBS; BSA free, sodium azide free
Isotype	Mouse IgG1, kappa
Clonality	Monoclonal
Uniprot ID	P14136
Hazard Information	This GFAP antibody is available for research use only.
Dilution Range	Immunohistochemistry (FFPE): 1-2ug/ml for 30 minutes at RT
Expiration Date	12 months from date of receipt.

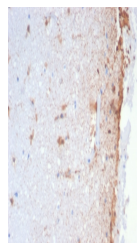


Analysis of a HuProt (TM) microarray con...



IHC staining of FFPE human brain tissue

...



IHC staining of FFPE dog brain with GFAP...