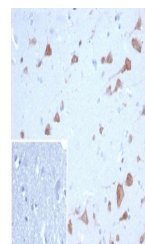


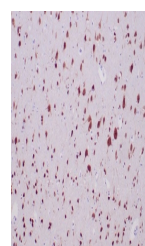
## Product Datasheet

### NeuN Antibody / Fox3 / Rbfox3 (orb1824935)

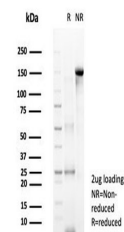
<b>Description</b>	NeuN antibody specifically recognizes the DNA-binding, neuron-specific protein NeuN, which is present...
<b>Species/Host</b>	Mouse
<b>Reactivity</b>	Human
<b>Conjugation</b>	Unconjugated
<b>Tested Applications</b>	IHC-P
<b>Immunogen</b>	A recombinant partial protein sequence (within amino acids 1-200) from the human protein was used as the immunogen for the RBFOX3 antibody.
<b>Storage</b>	Aliquot the RBFOX3 antibody and store frozen at -20°C or colder. Avoid repeated freeze-thaw cycles.
<b>Note</b>	For research use only
<b>Formula</b>	1 mg/ml in 1X PBS; BSA free, sodium azide free
<b>Isotype</b>	Mouse IgG2b, kappa
<b>Clonality</b>	Monoclonal
<b>Uniprot ID</b>	<b>A6NFN3</b>
<b>Hazard Information</b>	This RBFOX3 antibody is available for research use only.
<b>Dilution Range</b>	Immunohistochemistry (FFPE): 1-2ug/ml for 30 min at RT
<b>Expiration Date</b>	12 months from date of receipt.



IHC staining of FFPE human brain tissue ...



IHC staining of FFPE human cerebrum with...



SDS-PAGE analysis of purified, BSA-free ...