
Product Datasheet

HDGF Antibody / Hepatoma Derived Growth Factor (orb1824354)

Description

This gene encodes a nuclear protein containing a

oxi...

Species/Host

Mouse

Reactivity

Human

Conjugation

Unconjugated

Tested Applications

FACS, IHC-P

Immunogen

Recombinant full-length human Hepatoma Derived Growth Factor protein was used as the immunogen for the HDGF antibody.

Storage

Aliquot the Hepatoma Derived Growth Factor antibody and store frozen at -20°C or colder. Avoid repeated freeze-thaw cycles.

Note

For research use only

Formula

0.2 mg/ml in 1X PBS with 0.1 mg/ml BSA (US sourced), 0.05% sodium azide

Isotype

Mouse IgG2a, kappa

Clonality

Monoclonal

Uniprot ID

P51858

Hazard Information

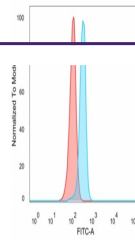
This Hepatoma Derived Growth Factor antibody is available for research use only.

Dilution Range

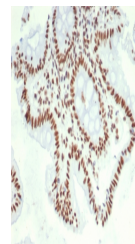
Flow cytometry: 1-2ug/million cells, Immunohistochemistry (FFPE): 1-2ug/ml for 30 min at RT

Expiration Date

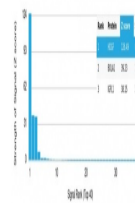
12 months from date of receipt.



Flow cytometry testing of PFA-fixed huma...



IHC staining of FFPE human colon carcino...



Analysis of a HuProt (TM) microarray con...